

Homemade Puzzles

Cubey: the solution

This is a small cube, only 2" each way. Each side has a smaller, moving panel in the middle. There is only one panel that will move initially; moving this panel will release a second panel, and that in turn will release another, and so on. The last panel to move will allow that side of the cube to come away, revealing the inner workings.

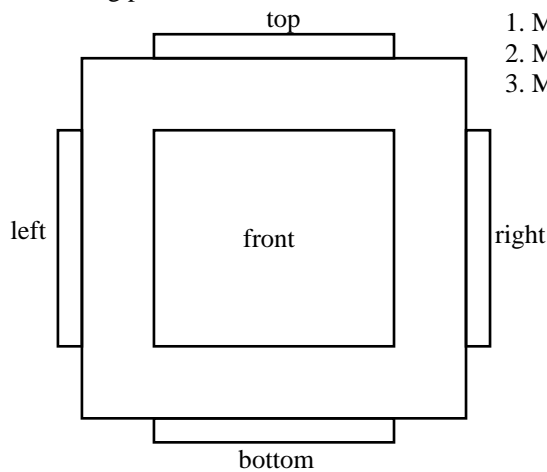


To identify which way the cube is facing: find the one panel that will move, and hold the box so that this panel is at the front, and moves upwards. This is the front panel. The panel on the top is the panel that will be removed.

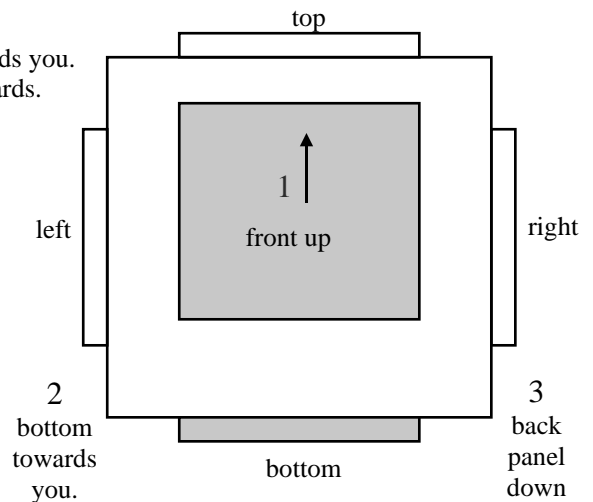
Now follow these moves.

Note: each panel only moves 1/8", and only moves once.

Starting positions.

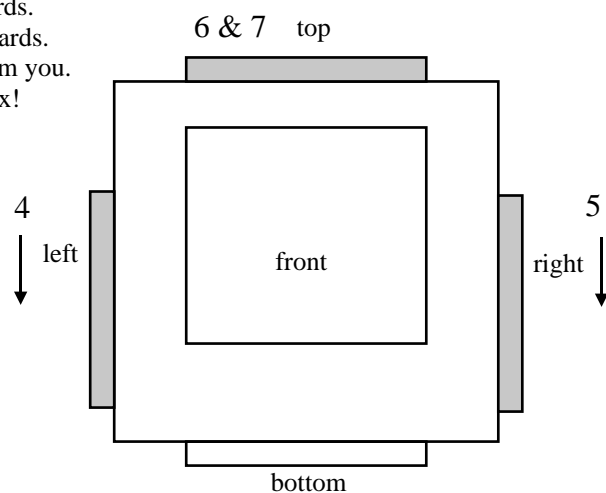


1. Move the front up.
2. Move the bottom towards you.
3. Move the back downwards.



4. Move the left panel downwards.
5. Move the right panel downwards.
6. Move the top panel away from you.
7. Take the top panel off the box!

Three panels-back, left and right, lock the top panel. So all three must be moved downwards towards the bottom panel.



Enjoy your puzzle!

Get more plans and solutions at **Homemade Puzzles**.

Web address: www.homemadepuzzles.co.uk

E-mail: bruce@homemadepuzzles.co.uk