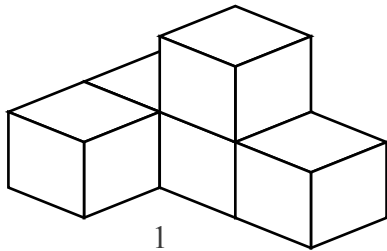


Homemade Puzzles

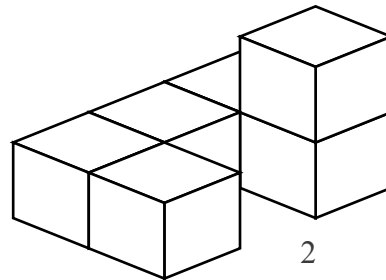
Put-me-Together Plan

Choose some square stripwood, it doesn't matter what size (I used 17mm, just over 1/2"), but it must be square. Using a mitre saw, cut 27 pieces so that each piece is a dead square cube.

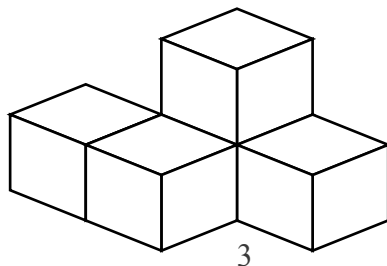
Glue the blocks together to form the five groups below.



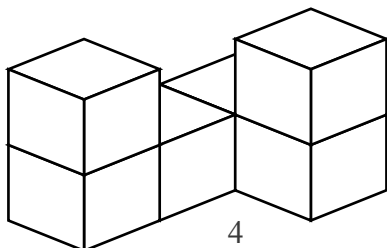
Group 1: five blocks



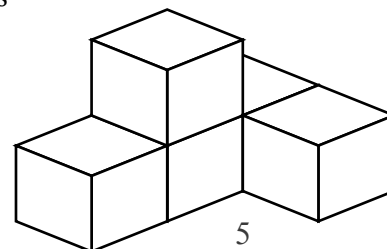
Group 2: six blocks



Group 3: five blocks

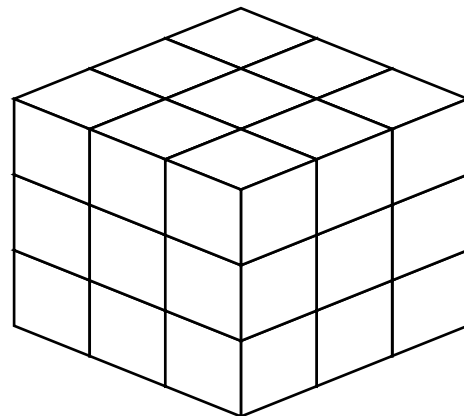


Group 4: six blocks



Group 5: five blocks

That's all the pieces made.
Now assemble the pieces to form a cube.
When done, the cube is interlocking, and
won't fall apart.
That's the puzzle!
If you get stuck, download the solution!



Get more plans and solutions at Homemade Puzzles.

Web address: www.homemadepuzzles.co.uk

E-mail: bruce@homemadepuzzles.co.uk